

EL-USB-TC-LCD

Thermocouple Data Logger with LCD and USB Interface

ORDERING INFORMATION

| | |
|---|---------------------|
| Standard Data Logger (Data Logger, Measurement Leads, Software on CD and Battery) | EL-USB-TC-LCD |
| Replacement Battery | BAT 3V6 1/2AA |
| K-type Probe | K-TYPE PROBE 1M5 |

FEATURES

- -200 to +1350°C (-328 to +2462°F) K-type measurement range
- -200 to +1190°C (-328 to +2174°F) J-type measurement range
- -200 to +390°C (-328 to +734°F) T-type measurement range
- High contrast LCD, with four digit temperature display
- USB Interface for set-up and data download
- User-programmable alarm thresholds
- Status indication via red and green LEDs
- Immediate, delayed and push-to-start logging
- Supplied with basic K-type thermocouple rated from 0 to 400 °C (32 to 752 °F)
- Supplied complete with replaceable internal lithium battery and Windows control software



This standalone data logger measures and stores up to 32,510 temperature readings from either a K, J or T type thermocouple. A thermocouple is attached via the thermocouple socket at the base of the unit. The user can easily set up the logging rate and start-time, and download the stored data by plugging the data logger into a PC's USB port and running the purpose designed software under Windows 2000, XP and Vista (32-bit). Data can then be graphed, printed and exported to other applications.

The high contrast LCD can show several different temperature variables. The user can cycle between these using the push button. The data logger is supplied complete with a long-life lithium battery, which can typically allow logging for up to 6 months.

| Specifications | Minimum | Typical | Maximum | Unit |
|-------------------------------------|-------------|-----------|---------------|---------|
| Probe Measurement range (K-type) | -200 (-328) | | +1350 (+2462) | °C (°F) |
| Probe Measurement range (J-type) | -200 (-328) | | +1190 (+2174) | °C (°F) |
| Probe Measurement range (T-type) | -200 (-328) | | +390 (+734) | °C (°F) |
| Operating temperature range * | -10 (+14) | | +40 (+104) | °C (°F) |
| Resolution (internal and displayed) | | 0.5 (1) | | °C (°F) |
| Accuracy (logger error) | | ±1 (±2)** | | °C (°F) |
| Logging rate | every 1 s | | every 12 hr | - |
| 1/2AA 3.6V Lithium Battery Life | | 6*** | | Months |

* Operating temperature applies to the data logger module only. Please consult the probe manufacturer for operating temperature of thermocouple.

** Quoted accuracy is for the data logger only and excludes the thermocouple probe. Thermocouple error should also be taken into consideration.

*** Depending on sample rate, ambient temperature and use of LCD.

EL-USB-TC-LCD

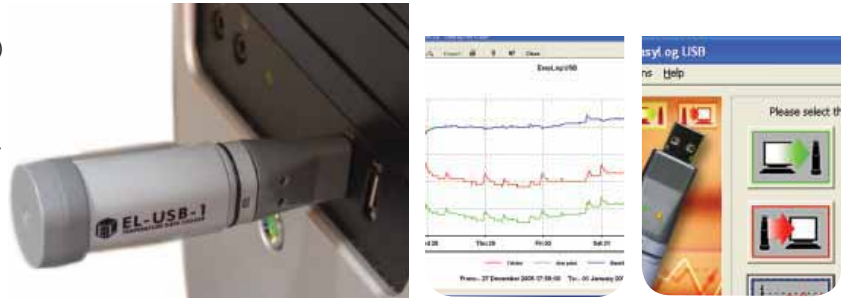
Thermocouple Data Logger with LCD and USB Interface

WINDOWS CONTROL SOFTWARE

Lascar's EasyLog USB control software is supplied free of charge with each data logger. Easy to install and use, the control software runs under Windows 2000, XP (Home and Professional Editions) & Vista (32-bit). The software is used to set-up the data logger as well as download, graph and export data to Excel.

The software allows the following parameters to be configured:

- Logger name
- °C, °F
- Logging rate (1s, 10s, 1m, 5m, 30m, 1hr, 6hr, 12hr)
- High and low alarms
- Immediate, delayed and push-to-start logging
- Display off, on for 30 seconds after button press, or permanently on
- Data rollover (Allows unlimited logging periods by overwriting the oldest data when the memory is full)



The latest version of the control software may be downloaded free of charge from www.lascarelectronics.com

YOUR THERMOCOUPLE

The probe supplied with your EL-USB-TC-LCD is a K-type thermocouple designed to measure temperatures from 0 to 400°C (32 to 752°F).

The EL-USB-TC-LCD is designed to work with J, K and T-type thermocouples fitted with a standard mini thermocouple connector; this makes your data logger compatible with a wide range of available thermocouples. Your application will determine which probe is most suitable based on temperature range, accuracy, form and price. For information on a wide variety of alternative thermocouples, please contact the following companies:

UK

RS Components (www.rs-components.com)
 Farnell (www.farnell.com)
 Helium Projects (www.helium.uk.net)
 TC Ltd (www.tc.co.uk)

USA

Omega (www.omega.com)
 Allied Electronics (www.alliedelec.com)
 Newark Electronics (www.newark.com)



| Type | Temperature Range °C | Temperature Range °F | Connector Coding | |
|------|----------------------|----------------------|------------------|-------|
| | | | ANSI | IEC |
| K | -200 to +1350 | -328 to +2462 | Yellow | Green |
| J | -200 to +1190 | -328 to +2174 | Black | Black |
| T | -200 to +390 | -328 to +734 | Blue | Brown |

EL-USB-TC-LCD

Thermocouple Data Logger with LCD and USB Interface

LED FLASHING MODES












EL-USB-TC-LCD features two LEDs that indicate the logging, battery and alarm status:

- The first LED flashes red (R) to indicate that the EL-USB-TC-LCD is in an alarm condition. It will flash when the logged temperature has exceeded a Low or High alarm level.
- The second LED flashes green (G) to indicate that the EL-USB-TC-LCD is not in an alarm condition.

Hold is enabled by default, which forces the logger to continue flashing the red LED after an alarm, even when the temperature has returned to normal. This feature ensures that the user is notified that an alarm level has been exceeded, without the need to download the data from the logger.

Hold can be turned off via the control software. The red LED will then only flash whilst the logger is in an alarm condition. When the temperature returns to normal, the green LED will flash.

Additional LED modes are explained below:

| | | |
|---|---|---|
|  <p>Green LED Red LED</p> |  | Green single flash (10 seconds) The data logger is currently logging. No alarm. |
| |  | Green single flash (20 seconds) The data logger is currently logging. No alarm. However, the battery is low and should be replaced before logging important data. |
| |  | Green single flash (30 seconds) The data logger is not currently logging, but is primed to start at a later date and time (delayed start). |
| |  | Green double flash (20 seconds) The data logger is full and has stopped logging. No alarm. |
| |  | Red single flash (10 seconds) The data logger is currently logging. Low alarm. |
| |  | Red single flash (20 seconds) The data logger is currently logging. Low alarm. However, the battery is low and should be replaced before logging important data. |
| |  | Red double flash (10 seconds) The data logger is currently logging. High alarm. |
| |  | Red double flash (20 seconds) The data logger is currently logging. High alarm. However, the battery is low and should be replaced before logging important data. |
| |  | Red/Green single flash (20 seconds) The data logger is full and has stopped logging. Alarm (high, low or both). |
| |  | No LEDs flash The data logger is stopped, the battery is empty or there is no battery fitted. |

EL-USB-TC-LCD

Thermocouple Data Logger with LCD and USB Interface

DIMENSIONS

All dimensions in mm (inches)



BATTERY REPLACEMENT

We recommend that you replace the battery every 6 months, or prior to logging critical data.

The EL-USB-TC-LCD does not lose its stored readings when the battery is discharged or when the battery is replaced; however, the data logging process will be stopped and cannot be re-started until the battery has been replaced and the logged data has been downloaded to a PC.

Check with your supplier that the battery you are ordering is 'press fit' and is not fitted with solder tags. Before replacing the battery, remove the EL-USB-TC-LCD from the PC.

Note:

Leaving the EL-USB-TC-LCD plugged into the USB port for longer than necessary will cause some of the battery capacity to be lost.

WARNING

Handle lithium batteries carefully, observe warnings on battery casing. Dispose of in accordance with local regulations.

EL-USB-TC-LCD

Thermocouple Data Logger with LCD and USB Interface

THE EASYLOG USB RANGE

Each EL-USB data logger features the direct-to-USB connection and easy-to-use functionality that the range is known for. The range comprises 14 data loggers as detailed in the following table:

| Part No | Function | Range | Accuracy (overall error) | | Readings | Battery | Battery Life* |
|---------------|--|--|--------------------------|---------------|----------|-----------------------------|---------------|
| | | | Typ. | Max. | | | |
| EL-USB-1 | Temperature | -35 to +80 °C (-31 to +176 °F) | ±1°C (±2°F) | | 16,382 | 3.6V ½AA | 1 year |
| EL-USB-1-PRO | High temperature | -40 to +125 °C (-40 to +257 °F) | ±0.2°C (±0.4°F) | ±0.5°C (±1°F) | 32,510 | 3.6V ¾AA | 3 years |
| EL-USB-2 | Temperature, humidity & dew point | -35 to +80 °C (-31 to +176 °F) | ±0.5°C (±1°F) | ±2°C (±4°F) | 16,382 | 3.6V ½AA | 1 year |
| | | 0 to 100%RH | ±3%RH | ±6.0%RH | 16,382 | | |
| EL-USB-2+ | Increased accuracy temperature, humidity & dew point | -35 to +80 °C (-31 to +176 °F) | ±0.3°C (±0.6°F) | ±1.5°C (±3°F) | 16,382 | 3.6V ½AA | 1 year |
| | | 0 to 100%RH | ±2.0%RH | ±4.0%RH | 16,382 | | |
| EL-USB-2-LCD | Temperature, humidity & dew point with LCD | -35 to +80 °C (-31 to +176 °F) | ±0.5°C (±1°F) | ±2°C (±4°F) | 16,379 | 3.6V ½AA | 1 year |
| | | 0 to 100%RH | ±3.0%RH | ±6.0%RH | 16,379 | | |
| EL-USB-2-LCD+ | Increased accuracy temperature, humidity & dew point with LCD | -35 to +80 °C (-31 to +176 °F) | ±0.3°C (±0.6°F) | ±1.5°C (±3°F) | 16,379 | 3.6V ½AA | 1 year |
| | | 0 to 100%RH | ±2.0%RH | ±4.0%RH | 16,379 | | |
| EL-USB-3 | Voltage | 0 to 30V d.c. | ±1% | | 32,510 | 3.6V ½AA | 1 year |
| EL-USB-4 | Current loop | 4 to 20mA | ±1% | | 32,510 | 3.6V ½AA | 1 year |
| EL-USB-TC | Thermocouple (J, K and T-type) K-type probe included | -200 to +1350°C (-328 to +2462°F) (K-type) | ±1°C (±2°F) | | 32,510 | 3.6V ½AA | 6 months |
| | | -200 to +1190°C (-328 to +2174°F) (J-type) | | | | | |
| | | -200 to +390°C (-328 to +734°F) (T-type) | | | | | |
| EL-USB-TC-LCD | Thermocouple with LCD (J, K and T-type) K-type probe included | -200 to +1350°C (-328 to +2462°F) (K-type) | ±1°C (±2°F) | | 32,510 | 3.6V ½AA | 6 months |
| | | -200 to +1190°C (-328 to +2174°F) (J-type) | | | | | |
| | | -200 to +390°C (-328 to +734°F) (T-type) | | | | | |
| EL-USB-C0 | Carbon monoxide | 0 to 1000ppm NOT A LIFE SAVING DEVICE | ±6ppm | | 32,510 | 3.6V ½AA | 3 months |
| EL-USB-C0300 | Carbon monoxide | 0 to 300ppm NOT A LIFE SAVING DEVICE | ±4ppm | | 32,510 | 3.6V ½AA | 3 months |
| EL-USB-LITE | Low cost temperature | -10 °C to +50 °C (+14 to +122 °F) | ±1°C (±2°F) | | 4,080 | CR1620 Lithium coin cell | 1 month |
| EL-USB-RT | Real-time temperature & humidity monitor | -20 to +70 °C (-4 to +158 °F) | ±1.5°C (±3°F) | | 7 days | N/A | N/A |
| | | | ±4.5%RH | | | | |

*Depending on logging rate, ambient temperature, and use of alarm LED

Module House
Whiteparish, Salisbury
Wiltshire SP5 2SJ
UK
T +44 (1794) 884567
F +44 (1794) 884616
E sales@lascar.co.uk

4258 West 12th Street
Erie
PA 16505
USA
T +1 (814) 835 0621
F +1 (814) 838 8141
E us-sales@lascarelectronics.com

UNIT NOS. 6-8, 19/F Futura Plaza
111-113 How Ming Street
Kwun Tong, Kowloon
HONG KONG
T +852 2389 6502
F +852 2389 6535
E saleshk@lascar.com.hk



www.lascarelectronics.com

